

# Sensory map

## What to expect

---

Welcome to our Sensory Map! We have made this map to help you find your way around Talbot Rice Gallery and to show you the different sensory aspects of our space. In this map you will find:

- What to expect in different parts of the exhibition.
- Where key resources are located.

It is important to note that this map is not to scale.

Additional resources can be found at our Welcome Desk. If you need any additional support, please speak to a member of our team as we are here to help.

We are aware that our building has some restrictions. If you need assistance, please speak to our Volunteers on arrival or get in touch with us: [info.talbotrice@ed.ac.uk](mailto:info.talbotrice@ed.ac.uk)

---

### **Gabrielle Goliath *Personal Accounts***

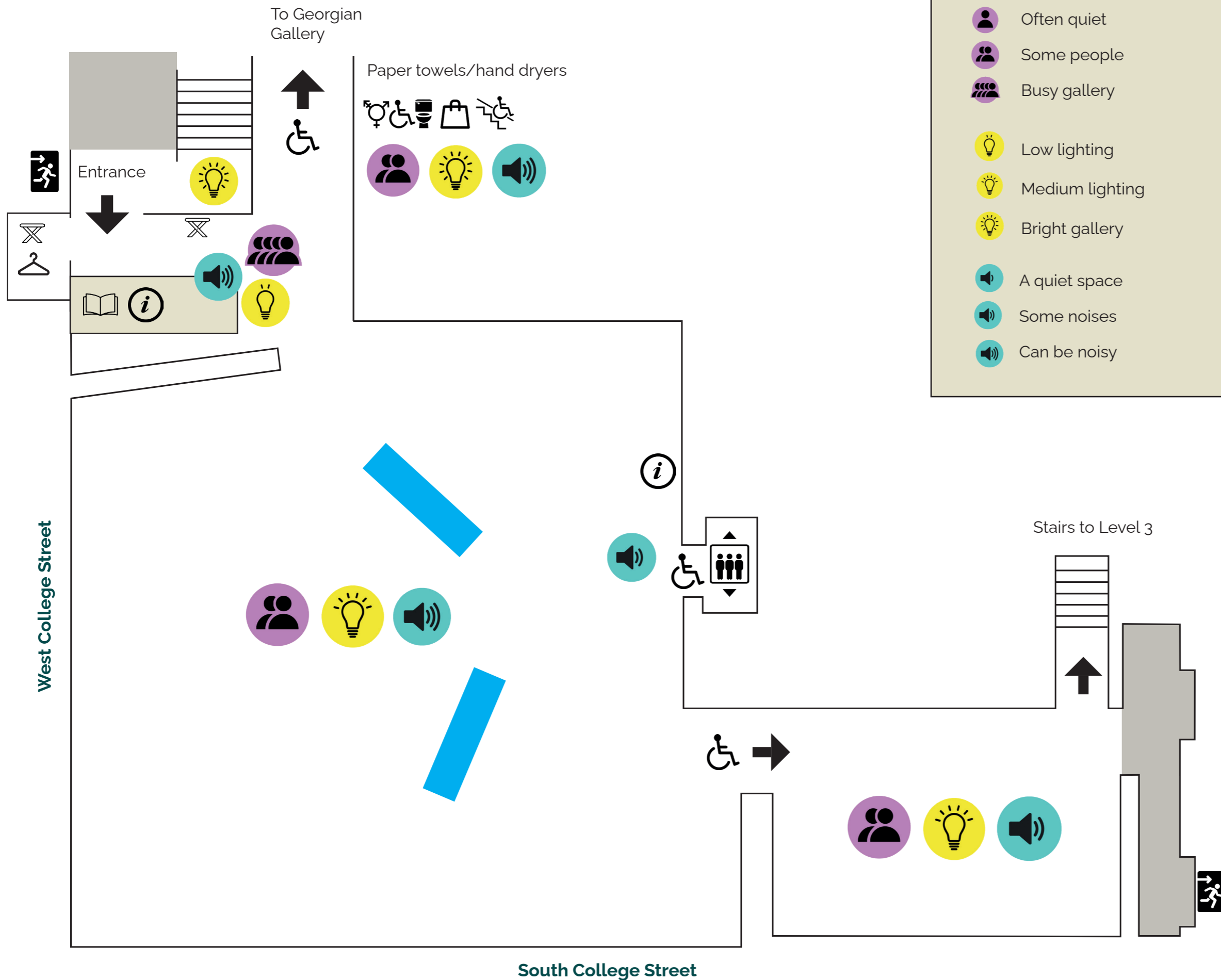
Gabrielle Goliath's exhibition contains only of films playing in the White Gallery, Side Gallery, Upper Gallery, and Mezzanine. These rooms are dimly lit, with artificial light coming out of the screens, as well as various audio from speakers. There is plenty of seating provided. We ask our visitors to not touch the screens. If visitors require any additional access or sensory resources, please ask our Volunteer Exhibition Assistants at the Welcome Desk.

### **Guadalupe Maravilla *Piedras de Fuego (Fire Stones)***

Guadalupe Maravilla's exhibition is located in the Georgian Gallery and Georgian Gallery Balcony. This exhibition is mostly well-lit without sudden changes of artificial light, and has a soundtrack playing throughout both spaces. There are large sculptures in the space and hanging above, as well as a film and wall paintings. We ask our visitors to not touch the artwork.

---

# Level 2 White Gallery and Side Gallery



### Key

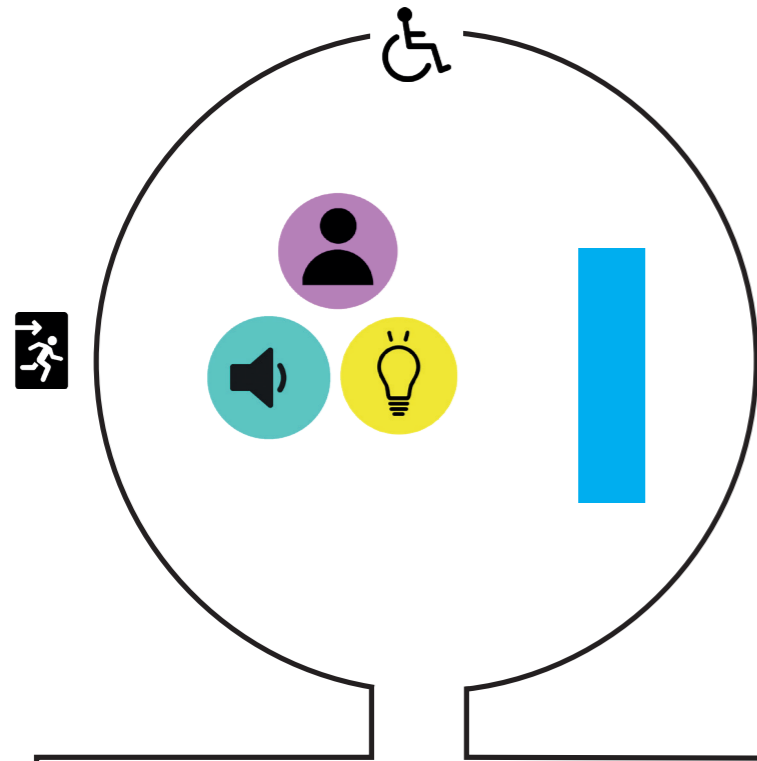
|  |                 |  |                          |
|--|-----------------|--|--------------------------|
|  | Often quiet     |  | Coats and bag storage    |
|  | Some people     |  | Toilets                  |
|  | Busy gallery    |  | Gallery Shop             |
|  | Low lighting    |  | Lift                     |
|  | Medium lighting |  | Welcome Desk / Volunteer |
|  | Bright gallery  |  | Chair lift               |
|  | A quiet space   |  | Wheelchair accessible    |
|  | Some noises     |  | Fire evacuation route    |
|  | Can be noisy    |  | Exhibition Guide         |
|  |                 |  | Portable chairs          |
|  |                 |  | Seating                  |

The **White Gallery** is located on Level 2 and is the first room you enter when taking the stairs or the lift from Level 0. You will be greeted by one of our Volunteers at our **Welcome Desk**, where you can also find exhibition guides, portable chairs, and ask them for any further information.

You will also find our hallway where our **Toilets** and **Gallery Shop** are located. It is a brightly lit space and can have groups of people waiting in it. The chair lift is also located here, which can take you up to the **lower Georgian Gallery**.

The **Side Gallery** is a smaller room and is often less busy. There are TV screens and audio playing, which can get quite noisy. There are stairs that can take you up to Level 3 on the far left of the room.

Step-free access to Georgian Gallery Balcony



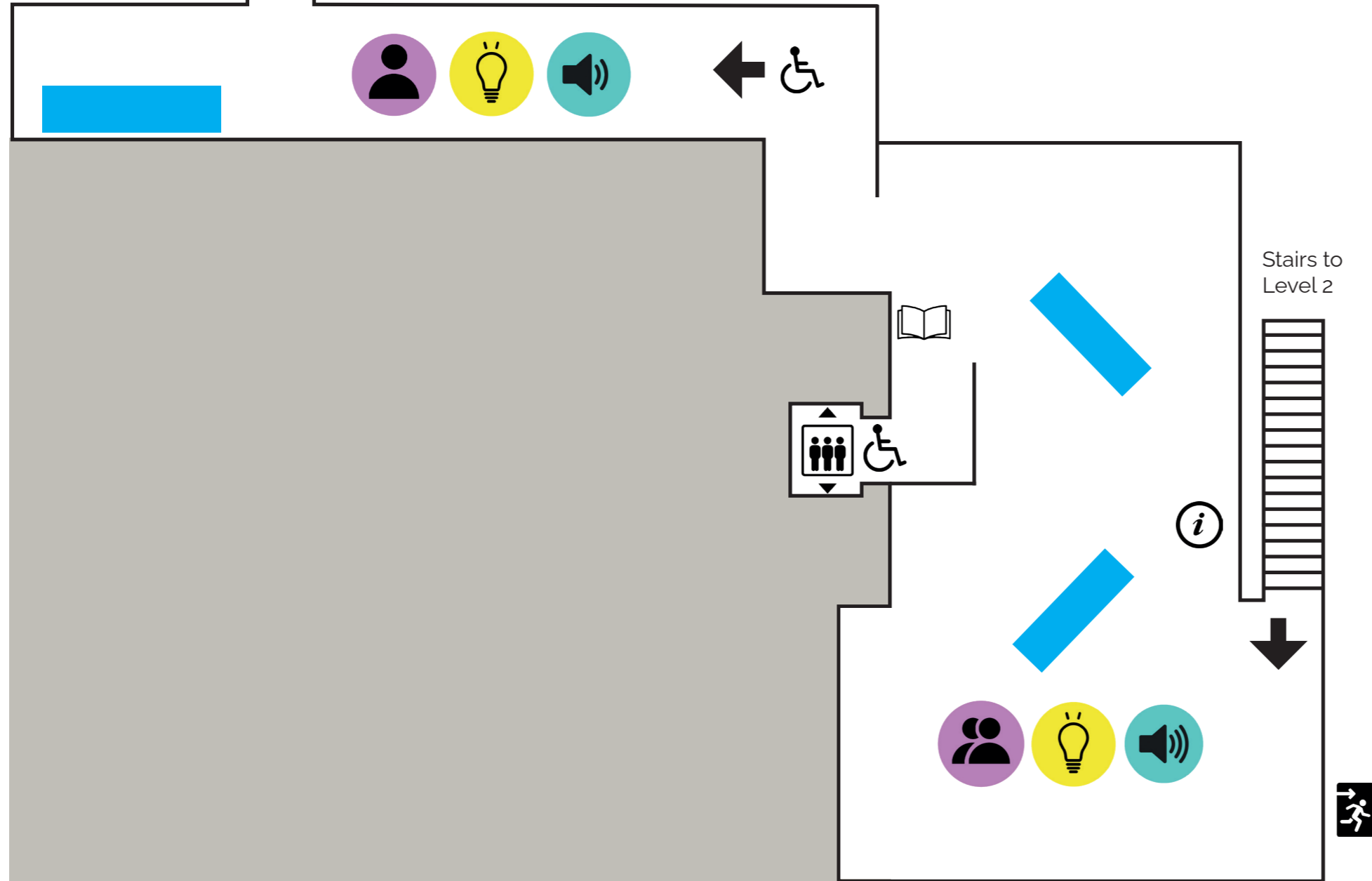
# Level 3 Upper Gallery and Round Room

The **Upper Gallery** is located on Level 3 and can be accessed via the stairs from the Side Gallery (Level 2) and the lift, which is wheelchair accessible. It is a dimly lit room with various TV screens leaning against the walls. The screens give off artificial lighting, and the audio playing in the room can be quite noisy.

Past the Upper Gallery is the **Mezzanine**, a balcony with a view over the main White Gallery. It is an exhibition space with small screens and speakers. This leads to our Round Room.

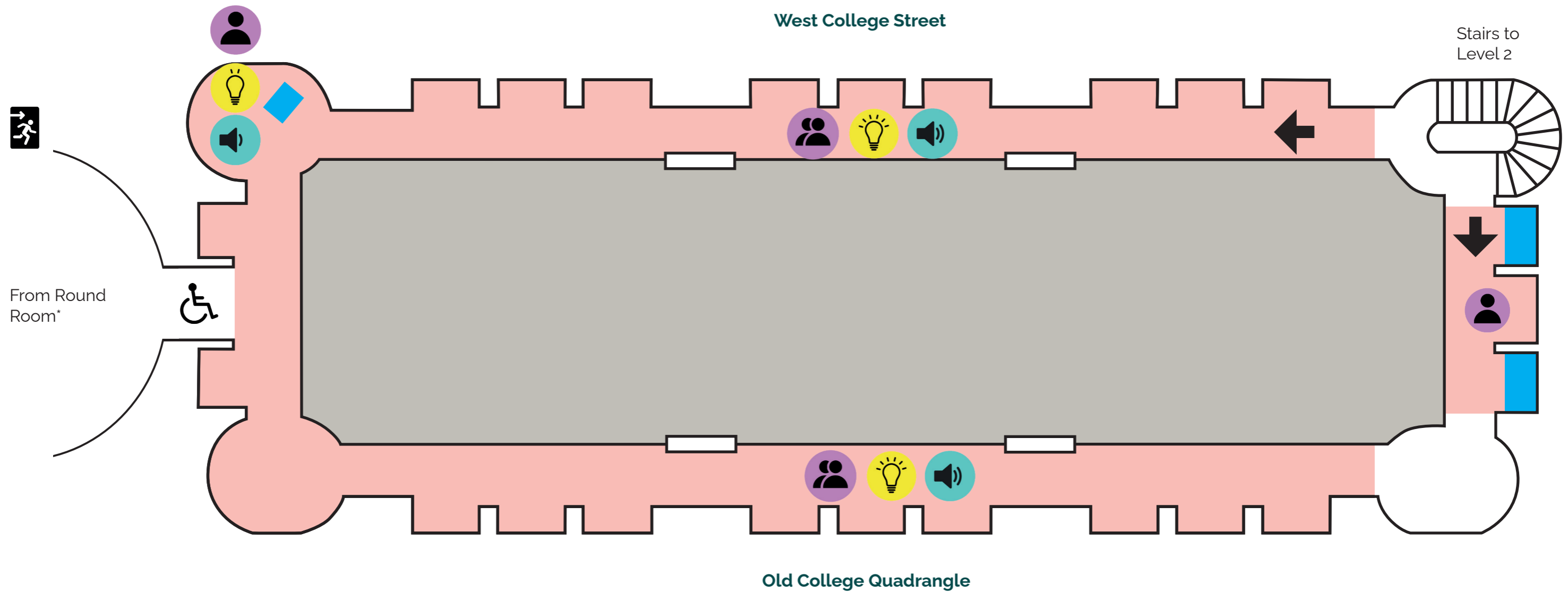
The **Round Room**, or 'The Quiet Room', is a circular space with a dome skylight, which is currently covered by fabric curtains. The room is dimly lit and has little noise.

West College Street




South College Street

# Level 3 Georgian Gallery Balcony



The **Georgian Gallery Balcony** overlooks the lower Georgian Gallery on Level 3. It has a narrow passageway with a width of 1.94m (from the wall to the railing).

 Narrow: 1.94m in width

In one of the corners of the Georgian Gallery Balcony, there is a film about Guadalupe Maravilla. You can listen to the audio of the film with the headphones provided. There is a seat available.

\*Step-free access to the Georgian Gallery Balcony is through the Round Room only. Our recommended entrance into Guadalupe Maravilla's exhibition is from the lower Georgian Gallery, through the Gallery Shop.

# Level 2 Lower Georgian Gallery

You can enter our **Lower Georgian Gallery** at the end of the corridor past the Toilets and Gallery Shop on Level 2. There are 5 steps up to this gallery and we have a chair lift available for wheelchair users. Please speak to a Volunteer if you require the lift.

This space has a soundtrack playing in the background and can be noisy. The space is evenly lit with large sculptures in the middle and on the walls.

In the back left corner of the lower Georgian Gallery there is a spiral staircase (22 steps in total) leading up to the **Georgian Gallery Balcony** on Level 3.

The **Toilets** and **Gallery Shop** are located in the hallway. You will find the Welcome Desk on the other side of this hallway.

